



# MT-403019/NV

## 3.3-3.8 GHz 13dBi Base Station Antenna



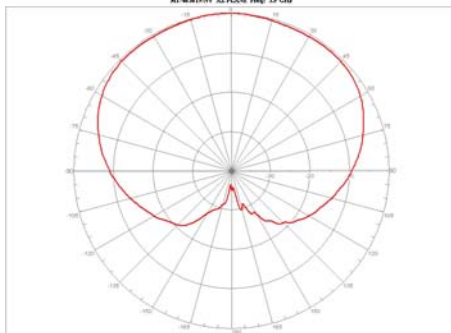
### Specifications

MTI PART NUMBER		MT – 403019/NV		
<b>ELECTRICAL</b>				
FREQUENCY RANGE		3.3 – 3.8GHz		
GAIN		13 dBi (min)		
VSWR		1.7 : 1 (max) @ 3.3-3.7GHz		
		1.8 : 1 (max) @ 3.7-3.8GHz		
3 dB AZIMUTH ELEVATION		120° (typ)		
		8° (typ)		
POLARIZATION		Vertical		
SIDELOBES LEVEL		ETSI EN 302 085 V1.2.2. (08 - 2003) CS2		
CROSS POLARIZATION		ETSI EN 302 085 V1.2.2. (08 - 2003) CS2		
F/B RATIO		ETSI EN 302 085 V1.2.2. (08 - 2003) CS2		
INPUT IMPEDANCE		50 (ohm)		
INPUT POWER RATING		10W (max)		
LIGHTNING PROTECTION		DC Grounded		
<b>MECHANICAL</b>				
DIMENSIONS (LxWxD)		500 x 200 x 30 mm (max)		
WEIGHT		1.5 Kg (max)		
CONNECTOR		N-Type Female		
RADOME		Plastic		
BASE PLATE		Aluminum with chemical conversion coating		
OUTLINE DRAWING		See page 2		
MOUNTING KIT		MT-120019		
<b>ENVIRONMENTAL</b>				
TEST	STANDARD	DURATION	TEMPERTURE	NOTES
LOW TEMPERATURE	IEC 68-2-1	72 h	-45°C	-
HIGH TEMPERATURE	IEC 68-2-2	72 h	+70°C	-
TEMP. CYCLING	IEC 68-2-14	1 h	-45°C +70°C	3 Cycles
VIBRATION	IEC 60721-3-4	30 min/axis	-	Random4M3
SHOCK MECHANICAL	IEC 60721-3-4	-	-	4M3
HUMIDITY	ETSI EN300-2-4 T4.1E	144 h	-	95%
WATER TIGHTNESS	IEC 529	-	-	IP67
SOLAR RADIATION	ASTM G53	1000 h	-	-
FLAMMABILITY	UL 94	-	-	Class HB
SALT SPRAY	IEC 68-2-11 Ka	500 h	-	-
ICE AND SNOW	-	-	-	25mm Radial
WIND SPEED	SURVIVAL	-	-	220 Km/h
	OPERATION	-	-	160 Km/h

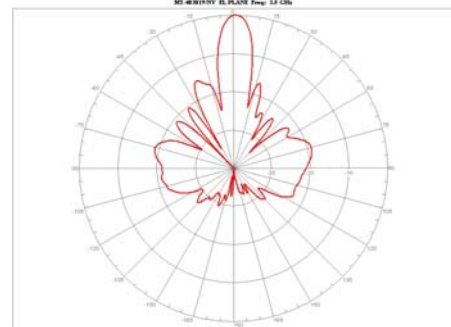
## MT-403019/NV

### 3.3-3.8 GHz 13dBi Base Station Antenna

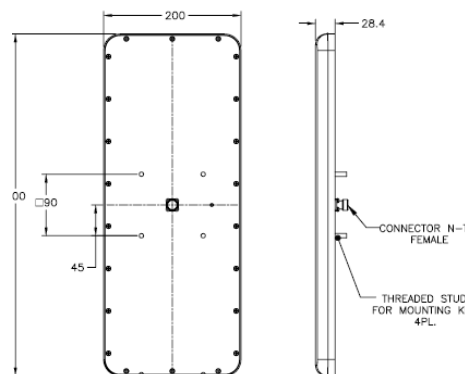
**Azimuth Radiation Pattern**  
Midband Freq. 3.5 GHz



**Elevation Radiation Pattern**  
Midband Freq. 3.5 GHz



#### Dimensions [mm]



#### Existing Antenna Versions

MT-403019/NV	With N – Type Female connector & DC grounding
--------------	---

**MTI group is certified according to ISO 9001 and ISO 14001.**

**WAIVER!**

While the information contained in this document has been carefully compiled to the best of our present knowledge, it is not intended as presentation or warranty of any kind on our part regarding the fitness of the products concerned for any particular use or purpose and neither shall any statement contained herein be construed as a recommendation to infringe any industrial property rights or as a license to use any such rights. The fitness of each product for any particular purpose must be checked beforehand with our specialists.

**MTI Wireless Edge Ltd.**

11 Hamelacha St.  
Afek Industrial Park  
Rosh Ha'ayin 48091,  
Israel

Tel: +972-3-9008900

Fax: +972-3-9008901

[www.mtiwe.com](http://www.mtiwe.com)